

DESCRIPTION

The LS Series is one of the few true, low-profile shearbeam loadcells. If height is an issue with your application, consider a 1t shearbeam at only 24mm high, similar space savings are seen across the LS Series.

Known and recognised by its keyhole feature, the LS Series is used extensively in airport baggage scales and all types of above and in-ground platform weighing scales.

With one of the world's largest capacity spreads in a single model the LS is available from 50kg to 10t in eight capacities.

A full range of mounting accessories are available.

APPLICATIONS

- Ultra Low-Profile Platform Scales
- Space Limitation Installations
- General Industrial Weighing

FEATURES

- Ultra Low-Profile
- Wide Capacity Range (50kg to 10t)
- Electroless Nickel Plated
- Fully Encapsulated
- Matched mV/V and Impedance

CABLE

Type: 5.5mm, Screened, PVC Sheath, 0.24mm² (24 AWG)

Length: 3m, (50kg ~ 1t)
5m (2.5t ~ 10t)

COLOUR	DESIGNATION
Red	+ Excitation
Black	- Excitation
Brown	+ Sense
Blue	- Sense
Green	+ Signal
White	- Signal



TECHNICAL DATA

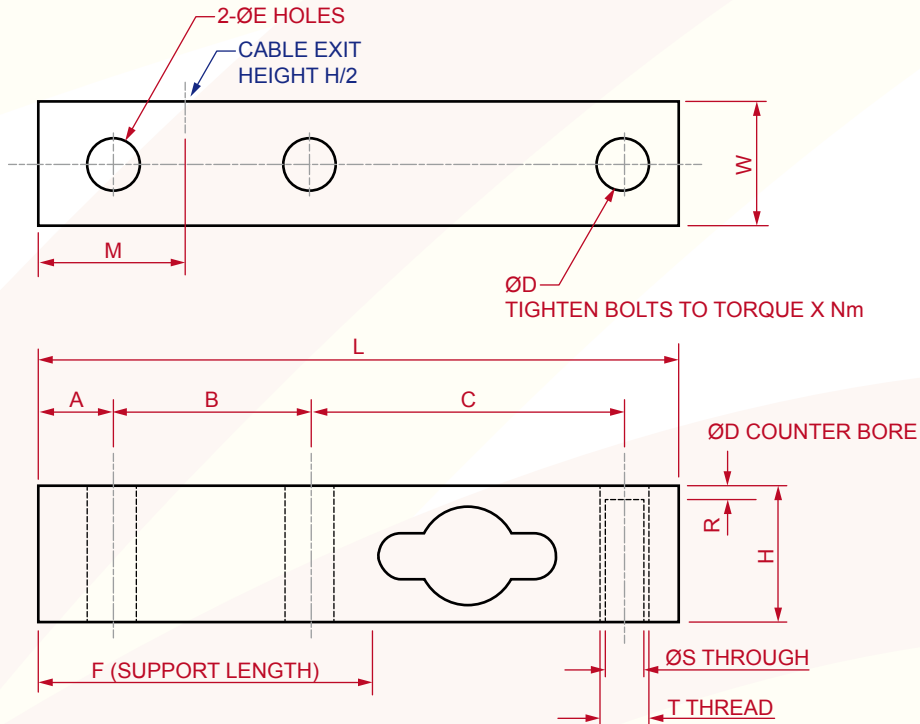
Nominal Capacity	50kg ~ 10t
Signal Output at Capacity	2mV/V ±0.1%
Linearity Error	<0.017% FSO
Non-Repeatability	<0.010% FSO
Combined Error	<0.023% FSO
Hysteresis	<0.010% FSO
Creep/Zero Return (30 Minutes)	<0.023%/<0.017% FSO
Temperature Effect on Span/10°C	<0.010% FSO
Temperature Effect on Zero/10°C	<0.015% Capacity
Compensated Temperature Range	-10°C to +50°C
Operating Temperature Range	-30°C to +70°C
Service Load	100% of Rated Capacity

Safe Load	150% of Rated Capacity
Ultimate Failure Load	300% of Rated Capacity
Input Resistance	410Ω Nominal
Output Resistance	352.2Ω Matched ±0.2Ω
Insulation Resistance (Bridge to Ground)	>5,000MΩ @ 100VDC
Excitation Voltage (Recommended)	5V to 15V AC/DC
Excitation Voltage (Maximum)	15V AC/DC
Storage Temperature	-50°C to +70°C
Environmental Finish	IP-65
Material	Alloy Tool Steel
Finish	Electroless Nickel Plated

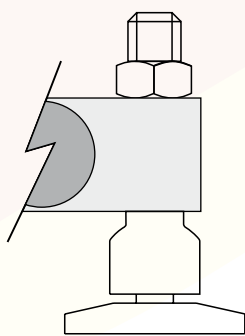
DIMENSIONS

Capacity	A	B	C	D	E	F	H	L	M	R	S	T	W	X	Weight
50kg,100kg	10	35	72	Ø12	Ø11	55	20	127	24	2	Ø10.3	M12 x 1.75	20	45Nm	0.4kg
250kg	10	35	72	Ø12	Ø11	55	18	127	24	2	Ø10.3	M12 x 1.75	20	45Nm	0.4kg
500kg	10	35	72	Ø12	Ø11	55	24	127	24	2	Ø10.3	M12 x 1.75	20	45Nm	0.5kg
1t	10	35	72	Ø12	Ø11	55	24	127	24	2	Ø10.3	M12 x 1.75	20	45Nm	0.5kg
2.5t	15	64	88	Ø20	Ø13	94	38	182	43	5	Ø13.0	N/A	25	75Nm	1.2kg
5t	20	76	109	Ø30	Ø17	115	47.5	225	63	7.5	Ø17.0	N/A	35	210Nm	2.6kg
10t	25	90	112	Ø40	Ø26	115	65	252	78	10	Ø26.0	N/A	48	710Nm	4.9kg

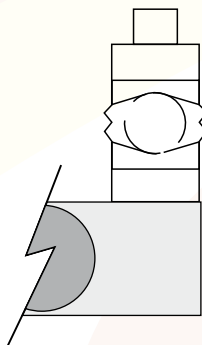
All Dimensions in mm Unless Noted Otherwise



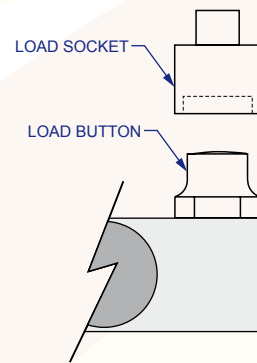
ACCESSORIES



SWIVEL FOOT



BALL & CUP



LOAD SOCKET &
BUTTON

Accuweigh Pty Ltd

WESTERN AUSTRALIA (HEAD OFFICE):
PHONE: (08) 9259 5535

SOUTH AUSTRALIA OFFICE:
PHONE: (08) 8447 5011

NEW SOUTH WALES (SYDNEY) OFFICE:
PHONE: (02) 9728 4877



www.accuweigh.com.au

VICTORIA OFFICE:
PHONE: (03) 9548 5554

NEW SOUTH WALES (NEWCASTLE) OFFICE:
PHONE: (02) 4966 8900

QUEENSLAND OFFICE:
PHONE: (07) 3265 5520