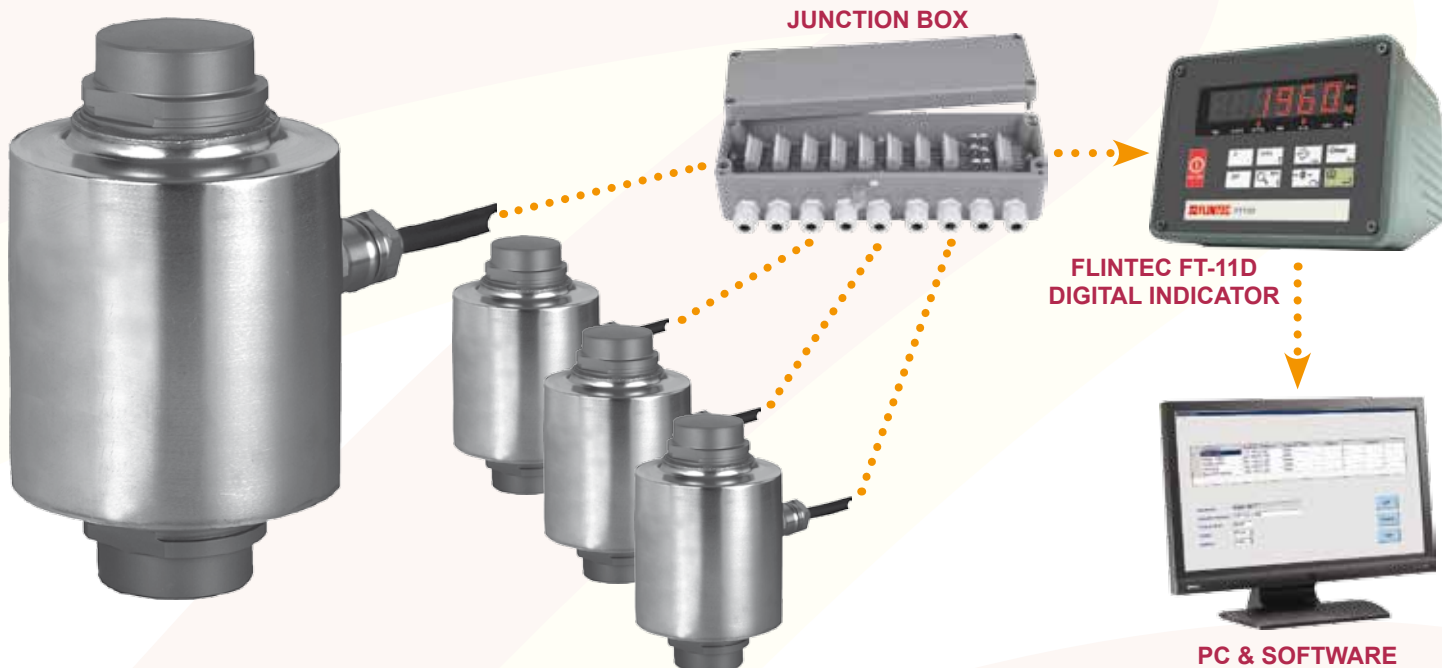


ACCUCELL DIGITAL ROCKER COLUMN LOADCELL FOR WEIGHBRIDGES



DESCRIPTION

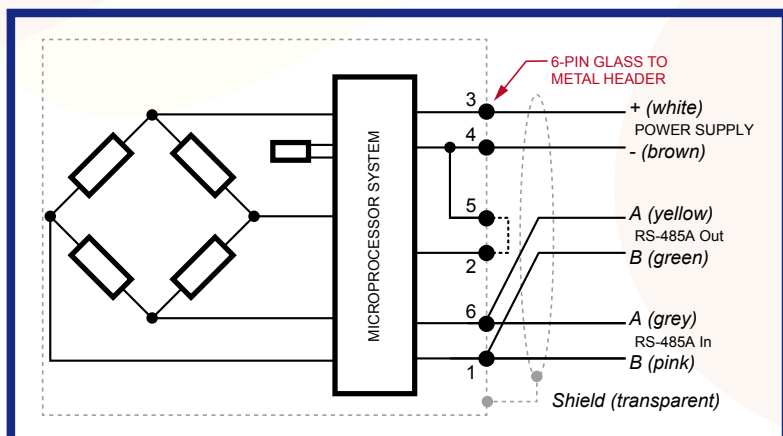
The AccuCell Digital is the digital version of the successful AccuCell rocker column loadcell. An integrated state of the art microprocessor system within the loadcell improves system accuracy and loadcell handling. The digital output enables the user to communicate with each loadcell independently from others.

APPLICATIONS

- Weighbridges, Hoppers, Tanks and Silos

WIRING


- The Loadcell is provided with a 3 x Twisted Pair Cable (AWG 24) and Shield According DIN 47 100
- Cable Length: 18m
- Cable Diameter: 7.4mm
- The Shield is Connected to the Loadcell Body



HIGHLIGHTS

- Capacities of 30t, 40t and 50t
- Stainless Steel Construction
- Environmental Protection IP-68 with Complete Hermetic Sealing
- Self Restoring Design
- Digital Loadcell with Built-in Microcontroller and A/D Conversion
- Easy Communication (RS-485) and Fast System Setup
- Improved Handling of Corner Adjustment, System Calibration, Fault Finding and Loadcell Replacement

APPROVALS



SPECIFICATIONS

Maximum Capacity (E_{max})	t	30 / 40 / 50			
Accuracy Class According to OIML R 60		(GP)	C1	C3	C4
Maximum Number of Verification Intervals (n_{max})		n.a.	1,000	3,000	4,000
Minimum Loadcell Verification Interval (v_{min})		n.a.	$E_{max} / 5,000$	$E_{max} / 15,000$	
Temperature Effect on Minimum Dead Load Output	%RO/10°C	$\leq \pm 0.0040$	$\leq \pm 0.0028$	$\leq \pm 0.0093$	
Temperature Effect on Sensitivity (TC_{RO})	%RO/10°C	$\leq \pm 0.020$	$\leq \pm 0.016$	$\leq \pm 0.010$	$\leq \pm 0.008$
Combined Error	%RO	$\leq \pm 0.050$	$\leq \pm 0.030$	$\leq \pm 0.020$	$\leq \pm 0.018$
Non-Linearity	%RO	$\leq \pm 0.040$	$\leq \pm 0.030$	$\leq \pm 0.0166$	$\leq \pm 0.0125$
Hysteresis	%RO	$\leq \pm 0.040$	$\leq \pm 0.030$	$\leq \pm 0.0166$	$\leq \pm 0.0125$
Creep Error (30 Minutes) / DR	%RO	$\leq \pm 0.060$	$\leq \pm 0.049$	$\leq \pm 0.0166$	$\leq \pm 0.0125$
Rated Output (RO)	counts	200,000			
Internal Resolution	counts	550,000			
Excitation voltage	V	9...12			
Current Consumption	mA	40			
Converter Type		Sigma-Delta Tatiometric			
Conversion Rate	Hz	3 to 70 (Selectable)			
Digital Filter		FIR Automatically Adjusted to Conversion Rate plus Rolling Average (1, 2, 4, 8, 16, 32 Samples) Post Filtering			
Asynchrone Interface		RS485A Half Duplex, Multidrop with Network Address, 2,400 to 38,400 Baud, Baud Rate, Data Bits, Parity and Data Output are Programmable			
Number of Bus Addresses		32			
Safe Load Limit (E_{lim})	%E _{max}	200			
Ultimate Load	%E _{max}	300			
Compensated Temperature Range	°C	-10...+40			
Operating temperature range	°C	-40...+80			
Loadcell Material		Stainless Steel 17-4 PH (1.4548)			
Sealing		Complete Hermetic Sealing; Cable Entry Sealed by Glass to Metal Header			
Protection According DIN 40.050		IP-68			

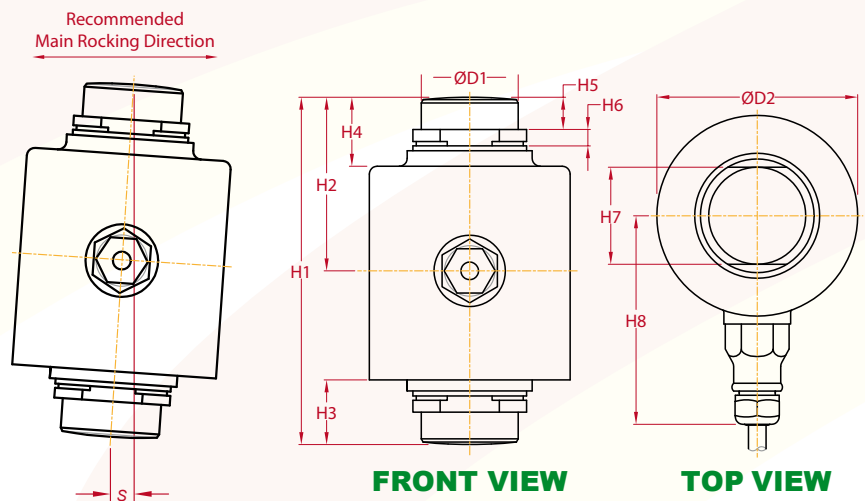
The limits for Non-Linearity, Hysteresis, and TC_{RO} are typical values. The sum of Non-linearity, Hysteresis and TC_{RO} meets the requirements according to OIML R60 with $pLC=0.7$.

DIMENSIONS

All dimensions in mm. Dimensions and specifications are subject to change without notice.

* S_{MAX} = Maximum Lateral Displacement of Load Introduction. Recommended Gap 3 to 5mm.

** RF = Restoring Force at S_{max} and E_{max} .



TYPE	H1	H2	H3	H4	H5	H6	H7	H8	D1	D2	S_{MAX} *	RF**
RC3D-30t, RC3D-40t	150	75	31	33	13	11.7	39	84	39	81	12	27kN
RC3D-50t	178	89	32	34	17	8.5	44	94	44	99	9	51kN

Accuweigh Pty Ltd

WESTERN AUSTRALIA (HEAD OFFICE):
PHONE: (08) 9259 5535

SOUTH AUSTRALIA OFFICE:
PHONE: (08) 8447 5011

NEW SOUTH WALES (SYDNEY) OFFICE:
PHONE: (02) 9728 4877



www.accuweigh.com.au

VICTORIA OFFICE:
PHONE: (03) 9548 5554

NEW SOUTH WALES (NEWCASTLE) OFFICE:
PHONE: (02) 4966 8900

QUEENSLAND OFFICE:
PHONE: (07) 3265 5520