

SC/SE SERIES WASHDOWN SCALES

by **AND**
A&D MERCURY PTY LTD



IP-68 Washdown - A New Standard of Platform Scales for Harsh Environments.

The SC Series (stainless steel basework) and SE Series (powder-coated steel basework), equipped with a completely sealed indicator, achieves a submersible level of water-tightness (to 1m under water for 24 hours), while providing high accessibility and excellent weighing performance, including stabilisation in just 1 second!


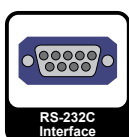
FEATURES

- IP-68 Dust and Water-Proof (Submersible)
- Washdown Construction for Easy Cleaning
- 4,500 Hours Continuous Operation with 6 x D-Size Batteries (Not Included)
- Super-Sized LCD with 39mm High Digits
- Easily Switchable, Multiple Weighing Units (kg, lb, oz, and pcs)
- High-Speed Stabilisation of 1 Second
- Stainless Steel Weighing Pan (SC: SUS305, SE: SUS430)
- Water-Proof and Corrosion-Resistant Loadcell (Aluminium Anodized and Coated with Epoxy Resin with Protective Silicon Over Wiring)
- Quick USB interface (Cables Not Included) and RS-232C + Comparator Relay Output Available as Options



SC SERIES
STAINLESS STEEL BASE
(PREMIUM RESISTANCE TO
HOSTILE ENVIRONMENTS)

SE SERIES
STEEL BASE
(HIGH RESISTANCE TO
HOSTILE ENVIRONMENTS)



SPECIFICATIONS

MODEL	SC-30KAM	SC-60KAM	SC-150KAM	SC-60KAL	SC-150KAL
	SE-30KAM	SE-60KAM	SE-150KAM	SE-60KAL	SE-150KAL
Weighing Capacity	30kg	60kg	150kg	60kg	150kg
Resolution	0.01kg 0.005kg*	0.02kg 0.01kg*	0.05kg 0.02kg*	0.02kg 0.01kg*	0.05kg 0.02kg*
Pan Size	300mm x 380mm			390mm x 530mm	
Number of Samples	5 pieces (Can be changed to 10, 20, 50 or 100)				
Maximum Count	60,000 pcs	60,000 pcs	75,000 pcs	60,000 pcs	75,000 pcs
Minimum Weight	0.0005kg	0.001kg	0.002kg	0.001kg	0.002kg
Repeatability	0.005kg	0.01kg	0.02kg	0.01kg	0.02kg
Linearity	±0.01kg	±0.02kg	±0.05kg	±0.02kg	±0.05kg
Sensitivity Drift	±20 ppm/°C (5°C to 35°C)				
Display	7 Segment LCD (Character Height: 39mm)				
Display Update	10 Times per Second				
Environment	-10°C to 40°C, 85% R.H. or Less (No Condensation)				
Weight	12kg			16kg	

* Factory Setting.

OPTIONS

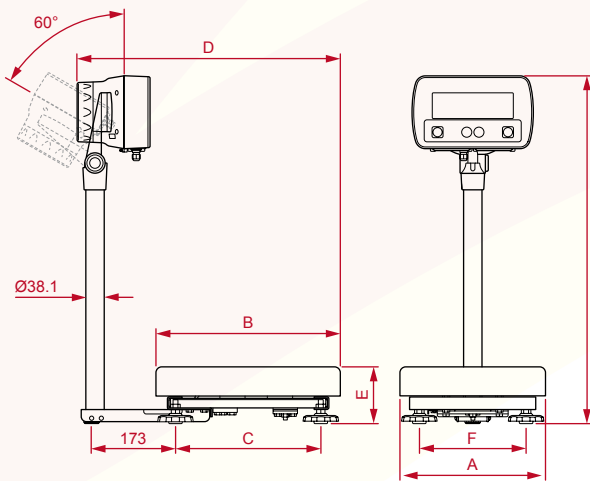
SCE-02 Quick USB Interface

* SCE-02 and SCE-03 cannot be used at the same time

SCE-03 RS-232C + Comparator Relay Output

* The SC or SE is not IP-68 compliant with SCE-02 or SCE-03.

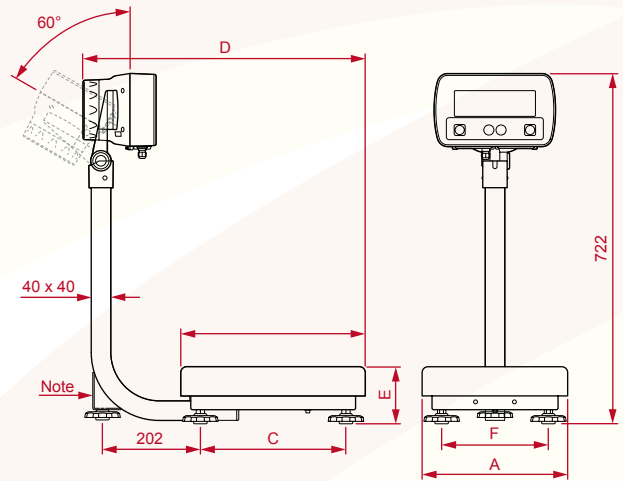
DIMENSIONS



SC SERIES

(STAINLESS STEEL BASEWORK)

Model	A	B	C	D	E	F
SC-30KAM / 60KAM / 150KAM	300mm	380mm	300mm	543mm	117mm	220mm
SC-60KAL / 150KAL	390mm	530mm	440mm	688mm	123mm	300mm



SE SERIES

(POWDER-COATED STEEL BASEWORK)

Model	A	B	C	D	E	F
SC-30KAM / 60KAM / 150KAM	300mm	380mm	300mm	582mm	118mm	220mm
SC-60KAL / 150KAL	390mm	530mm	440mm	732mm	128mm	300mm

Note) The pole support foot is for the SE-30KAM/60KAM/150KAM only.

Accuweigh Pty Ltd

WESTERN AUSTRALIA (HEAD OFFICE):
PHONE: (08) 9259 5535

SOUTH AUSTRALIA OFFICE:
PHONE: (08) 8447 5011

NEW SOUTH WALES (SYDNEY) OFFICE:
PHONE: (02) 9728 4877



www.accuweigh.com.au

VICTORIA OFFICE:
PHONE: (03) 9548 5554

NEW SOUTH WALES (NEWCASTLE) OFFICE:
PHONE: (02) 4966 8900

QUEENSLAND OFFICE:
PHONE: (07) 3265 5520